

EC² CABINET SYSTEM

New from Cooper B-Line comes an improved and enhanced range of wall boxes designed to meet the demands of today's market. The new design incorporates a range of features that make the product perfect for housing cabling infrastructures as well as active network and telecom equipment.



Designed with single person installation in mind, each unit is supplied fully assembled. Units can also be supplied flat packed upon request. Easy mount brackets allow the cabinet to be hung in position before being securely bolted to the wall.



The key locking fully glazed door incorporates quick release hinges for easy door removal. The hinge design also allows the door to be easily changed from left hand to right hand hinged. Optional plain steel doors are also available upon request. The design also incorporates removable key locking side panels and a screw fixed rear panel as standard. Internally each cabinet comes with two pairs of fully adjustable 19" mounting rails with each rail incorporating unit height markings. Cable entry into the EC2 wall box is via gland plated slots, positioned towards the rear of the top and bottom panel. The top and bottom panels also incorporate ventilation slots designed to allow fans to be bolted inside the cabinet for forced ventilation.










Features

- **Lockable, aesthetic glass door with quick release hinges for easy removal.**
- **Fully adjustable 19" mounting angles.**
- **Door can be hinged left or right.**
- **Lockable, removable side panels.**
- **Fast easy installation by single operator.**

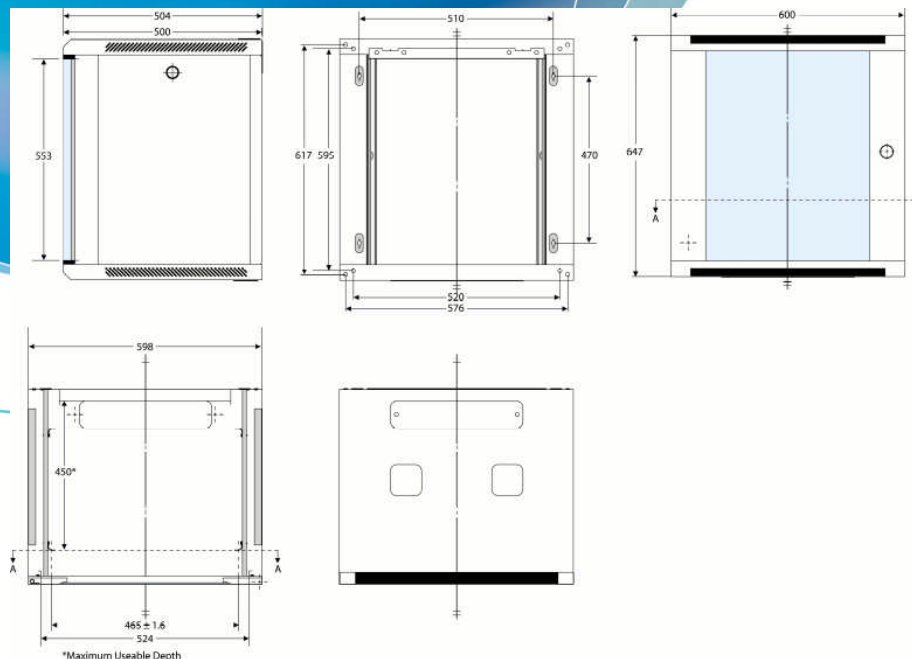


Each Wall Box Comprises of the following;

-  Basic Frame.
-  Top and bottom panel - each having two off fan cutouts and a cable entry slot at the rear.
-  2 x Screw fixed gland plates.
-  2 x Pairs of 19-inch mounting angles.
-  1 x Screw fixed rear panel.
-  2 x Latching and key locking side panels.
-  1 x Glazed door with single point key locking and quick release hinges.

New Product Release

Cabinet Dimensions



Technical Specifications & Part Codes

IP Rating	IP 20
Weight Load Capacity	30kg Evenly Distributed
Finish	Painted Light Grey NCS 1502-Y
	Plated components Zinc plate and Trivalent Passivate (R.o.H.S Compliant)

Unit Height	Order Code	Description	Lead Time	Shipping Weight
6U	WB6-500SG-CS	6U EC ² Wall Box Assembly 380.3mm High x 600mm Wide x 500mm Deep Finished Light Grey NCS 1502-Y	5 – 7 Working Days	21kg
9U	WB9-500SG-CS	9U EC ² Wall Box Assembly 513.7mm High x 600mm Wide x 500mm Deep Finished Light Grey NCS 1502-Y	5 – 7 Working Days	25kg
12U	WB12-500SG-CS	12U EC ² Wall Box Assembly 647.0mm High x 600mm Wide x 500mm Deep Finished Light Grey NCS 1502-Y	5 – 7 Working Days	28kg
15U	WB15-500SG-CS	15U EC ² Wall Box Assembly 780.4mm High x 600mm Wide x 500mm Deep Finished Light Grey NCS 1502-Y	5 – 7 Working Days	33kg
18U	WB18-500SG-CS	18U EC ² Wall Box Assembly 913.7mm High x 600mm Wide x 500mm Deep Finished Light Grey NCS 1502-Y	5 – 7 Working Days	37kg